

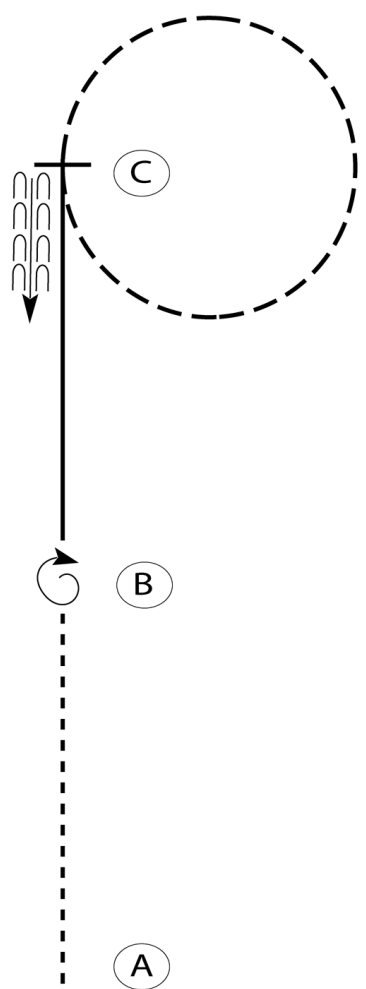
Jr Fairboard Open Show

Western Horsemanship (15 & Older)

Show Date: 09-19-2020

www.HorseShowPatterns.com

www.HorseShowPatterns.com



Be ready at A.

1. Walk from A to B.
2. Stop at B and perform a 360 degree turn to the right.
3. Lope on the right lead to C.
4. Even with C, break to a jog and circle to the right.
5. Stop at C and back one horse length

Retire to the rail or line up at a jog.

Walk	-----
Jog	- - - - -
Extended Jog	- - - - -
Lope	—————
Leg Yield	
Lead Change	— / —
Back	← ← ← ← ← ← ← ← ← ←
Marker	⊙ B
Sidepass	← ———— →

[WH/2-47]

Pattern Provided by:
Skye Ford

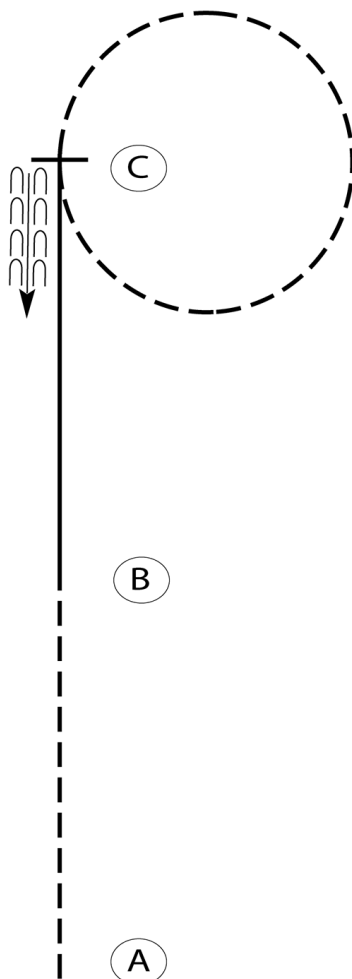
Jr Fairboard Open Show

Western Horsemanship (14 & Under)

Show Date: 09-19-2020

w w w . H o r s e S h o w P a t t e r n s . c o m

w w w . H o r s e S h o w P a t t e r n s . c o m



Be ready at A.

1. Jog from A to B.
2. Lope on the right lead to C.
3. Even with C, break to a jog and circle to the right.
4. Stop at C and back one horse length

Retire to the rail or line up at a jog.

Walk	-----
Jog	- - - - -
Extended Jog	- - - - -
Lope	—————
Leg Yield	
Lead Change	— / —
Back	← ← ← ← ← ← ← ← ← ←
Marker	⊙ B
Sidepass	← ——— →

[WH/1-20]

Pattern Provided by:
Skye Ford

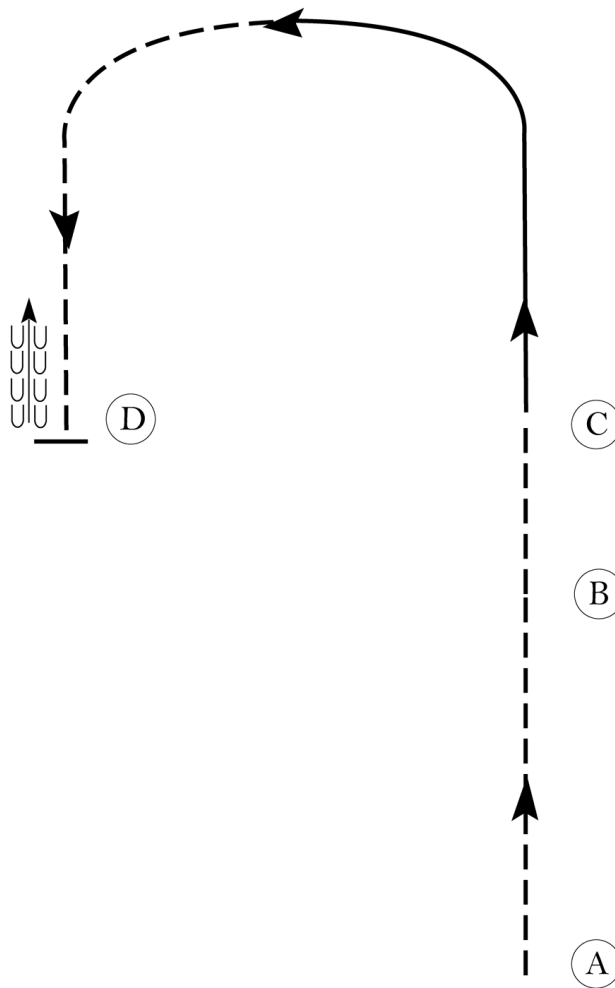
Jr Fairboard Open Show

English Equitation (15 & Older)

Show Date: 09-19-2020

w w w . H o r s e S h o w P a t t e r n s . c o m

w w w . H o r s e S h o w P a t t e r n s . c o m



Be ready at A.

1. Posting trot on the left diagonal from A to B.
2. Sitting trot from B to C.
3. Left lead canter at C.
4. When at the top of the arc, transition to a posting trot on the right diagonal to D.
5. Stop and back approximately one horse length at D.

Exit at a sitting trot.

Walk	-----
Trot	- - - - -
Extended Trot	— — — —
Canter	— — — —
Leg Yield	
Lead Change	— / —
Back	← ← ← ← ←
Marker	(B)
Sidepass	← ← ← ← ←
Hand Gallop	— — — —

[HSE/2-20]

Pattern Provided by:

Skye Ford

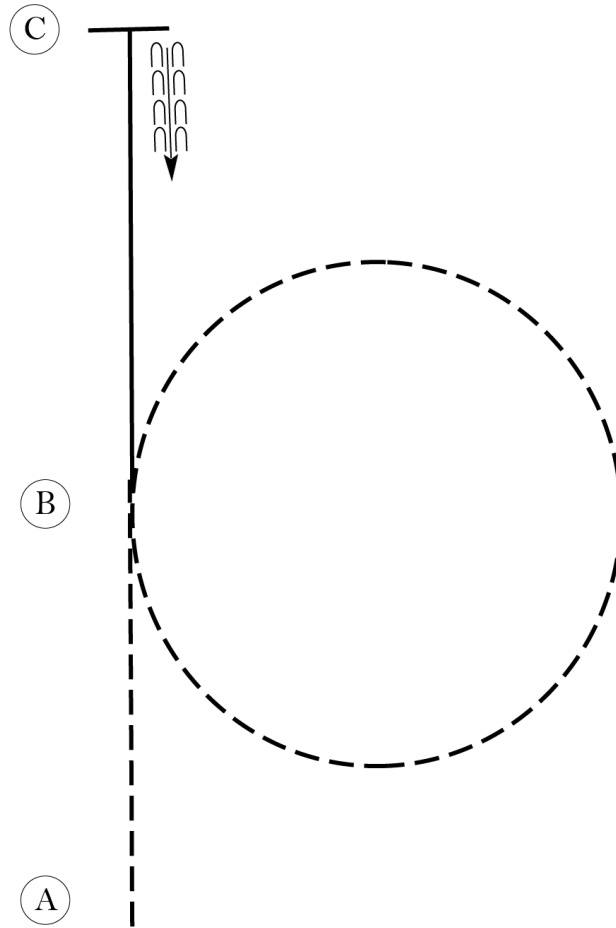
Jr Fairboard Open Show

English Equitation (14 & Under)

Show Date: 09-19-2020

w w w . H o r s e S h o w P a t t e r n s . c o m

w w w . H o r s e S h o w P a t t e r n s . c o m



Be ready before A.

1. Sitting trot A to B.
2. At B, posting trot circle to the right on proper diagonal.
3. At B, canter on the left lead to C.
4. Stop at C and back approximately one horse length.

Walk	-----
Trot	- - - - -
Extended Trot	— — — — —
Canter	—————
Leg Yield	
Lead Change	↙ ↘
Back	← ← ← ← ←
Marker	(B)
Sidepass	← — — — — →
Hand Gallop	— — — — —

[HSE/1-2]

Pattern Provided by:

Skye Ford

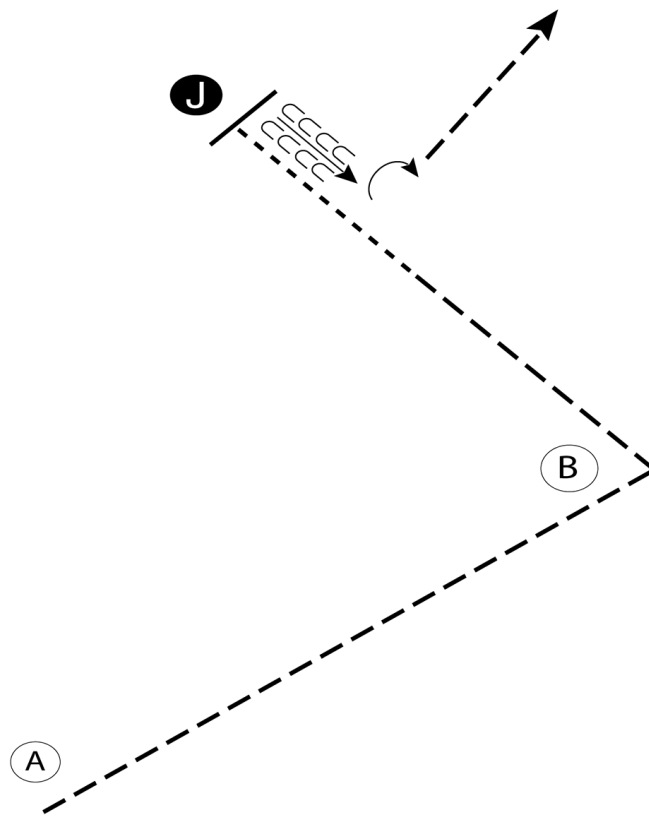
Jr Fairboard Open Show

Showmanship (Class 1, 2, & 3)

Show Date: 09-19-2020

w w w . H o r s e S h o w P a t t e r n s . c o m

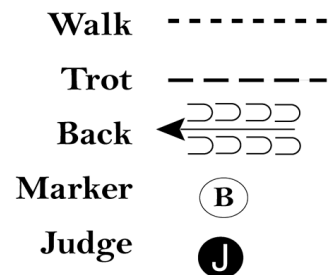
w w w . H o r s e S h o w P a t t e r n s . c o m



Be ready at A.

1. Trot to and around B and halfway to judge.
2. Walk to judge.
3. Stop and set up for inspection.
4. When dismissed back one horse length.
5. Perform a 90 degree turn and trot to the line-up.

Follow the instructions of your ring steward.



[S/WT-27]

Pattern Provided by:

Skye Ford


Jr Fairboard Open Show

Showmanship (Class 14 & 16)

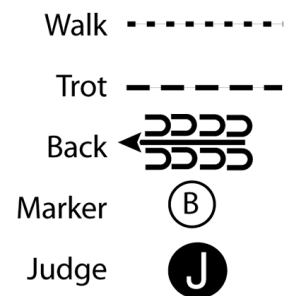
Show Date: 09-19-2020

w w w . H o r s e S h o w P a t t e r n s . c o m

w w w . H o r s e S h o w P a t t e r n s . c o m



1. Trot to B.
2. Stop at B.
3. Back around B.
4. Perform a 90 degree turn.
5. Walk to judge and set up for inspection.
6. When dismissed walk to line-up.



[S/2-5]

Pattern Provided by:

Skye Ford

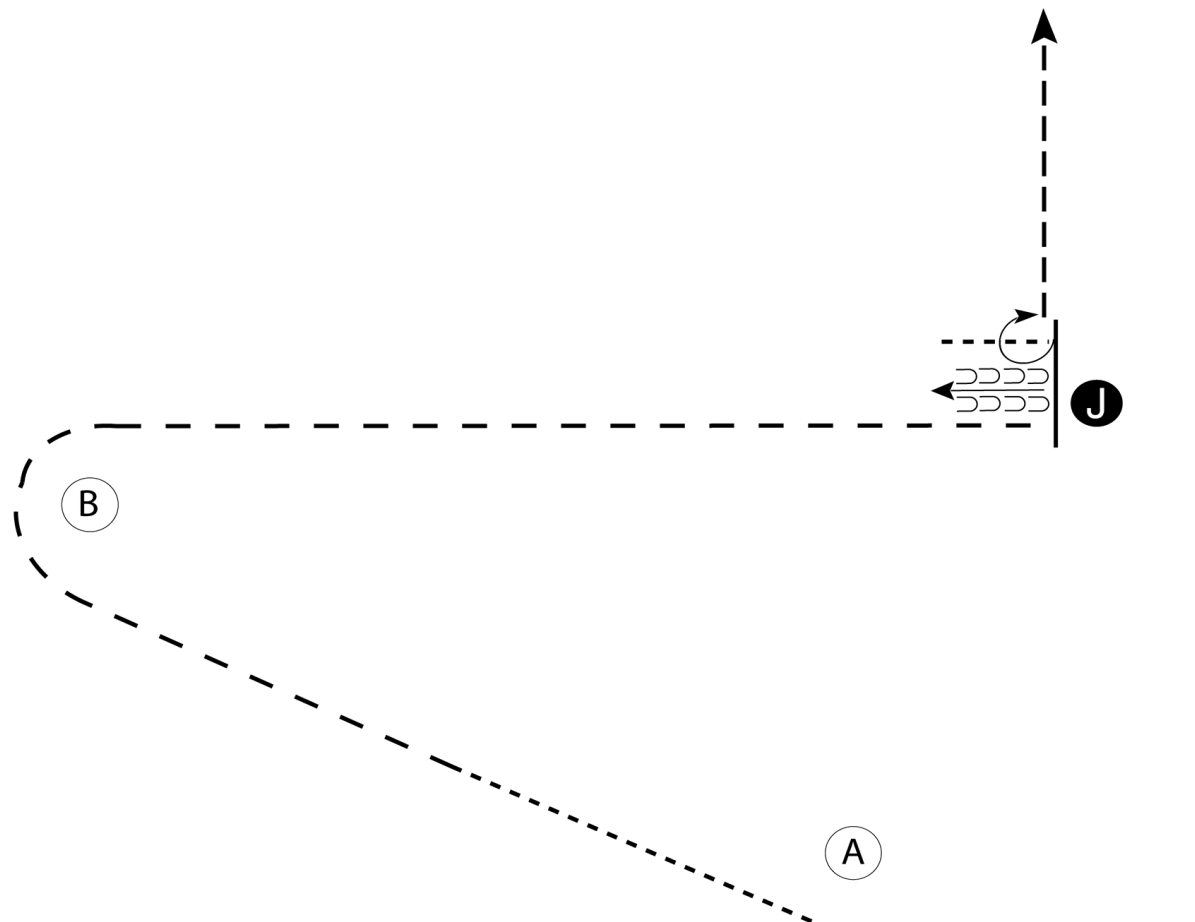
Jr Fairboard Open Show

Showmanship (Class 15 & 17)

Show Date: 09-19-2020

w w w . H o r s e S h o w P a t t e r n s . c o m

w w w . H o r s e S h o w P a t t e r n s . c o m



1. Begin at A. Walk halfway to B
2. Trot to and around B to the Judge
3. Stop and back one horse length
4. Walk to the Judge and set up for inspection
5. When dismissed perform a 270 degree turn and trot to the line-up

- Walk -----
- Trot - - - - -
- Back ← u u u
- Marker (B)
- Judge (J)

[S/1-15]

Pattern Provided by:

Skye Ford