

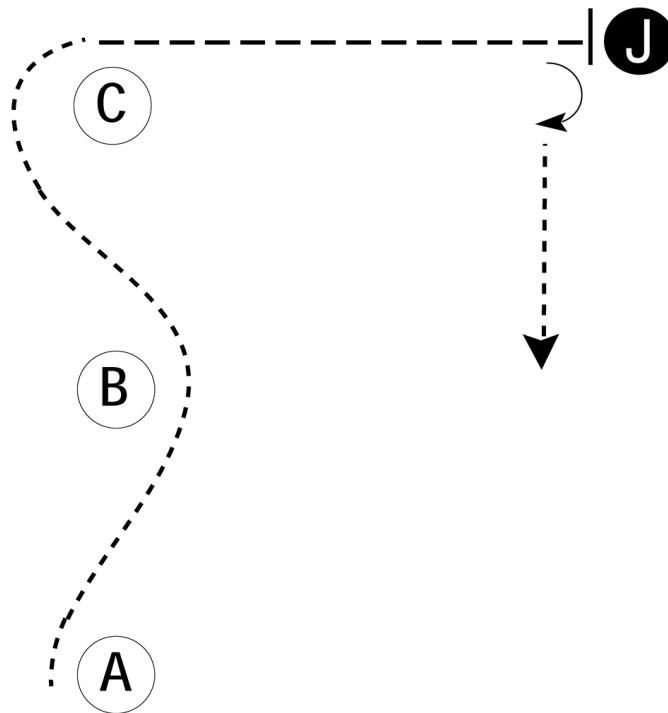
Summit County Jr Fairboard

Class 2 & 3 (Youth w/t sms)

Show Date: 06-13-2020

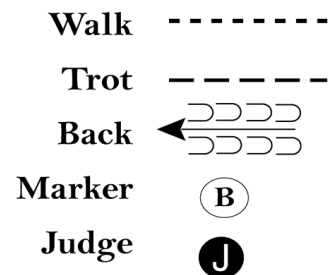
w w w . H o r s e S h o w P a t t e r n s . c o m

w w w . H o r s e S h o w P a t t e r n s . c o m



Be ready at A.

1. When acknowledged, walk around B and around C.
2. Trot from C to judge.
3. Stop and set up for inspection.
4. When dismissed, perform a 90 degree turn and walk away from judge.



Follow the directions of the ring steward.

[S/WT-59]

Pattern Provided by:

Jamie Binegar

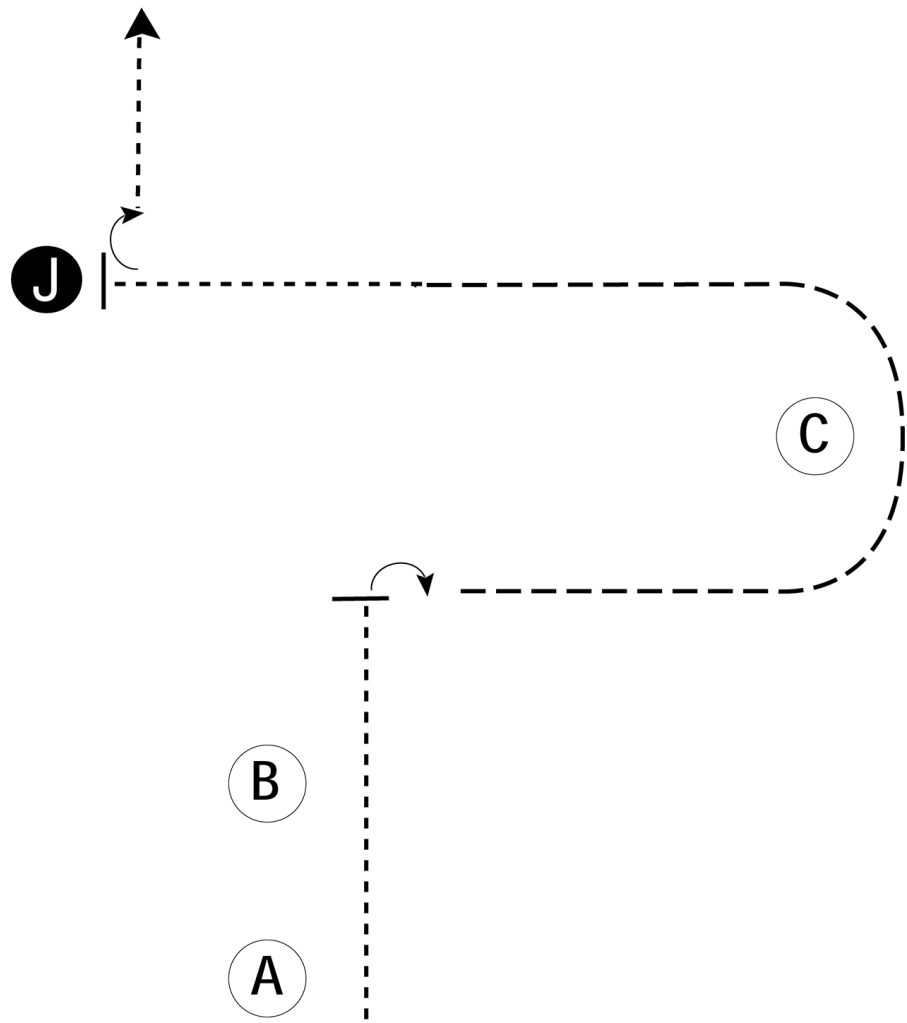
Summit County Jr Fairboard

Class 1 (Adult E/W SMS)

Show Date: 06-13-2020

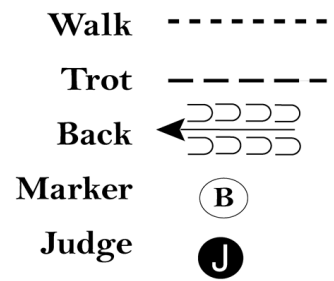
w w w . H o r s e S h o w P a t t e r n s . c o m

w w w . H o r s e S h o w P a t t e r n s . c o m



Be ready at A.

1. Walk approximately one horse length past B.
2. Stop and perform a 90 degree turn.
3. Trot around C and toward judge.
4. When halfway to judge, break to a walk.
5. Walk to judge. Stop and set up for inspection.
6. When dismissed, perform a 90 degree turn.
7. Walk straight away from judge.



Follow the instructions of your ring steward.

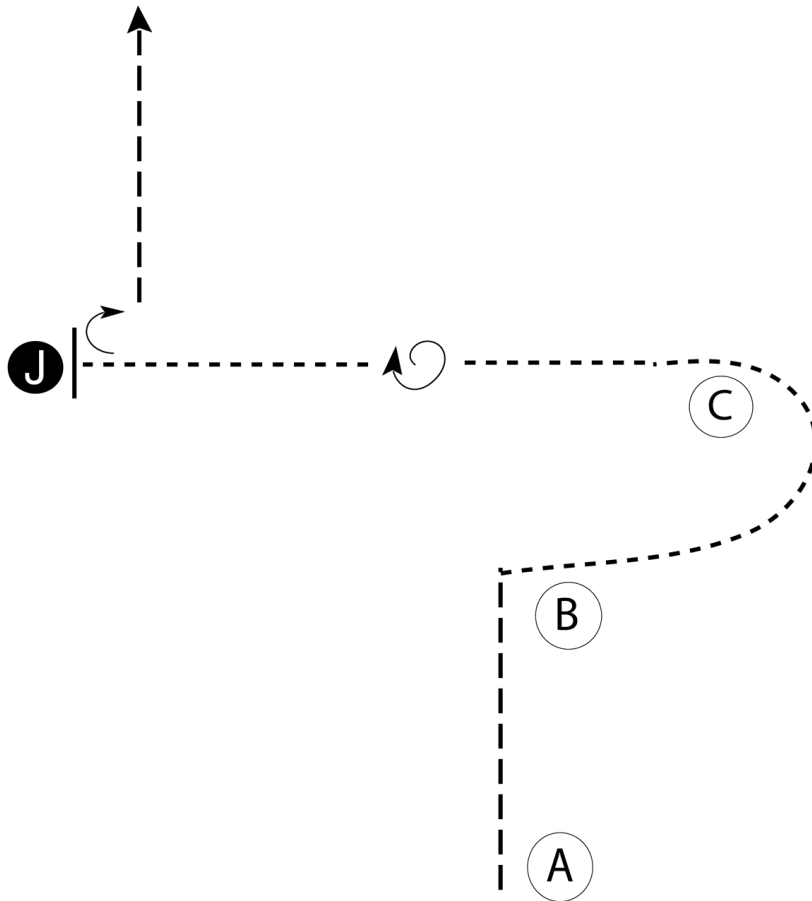
[S/WT-48]

Pattern Provided by:
Jamie Binegar

Summit County Jr Fairboard

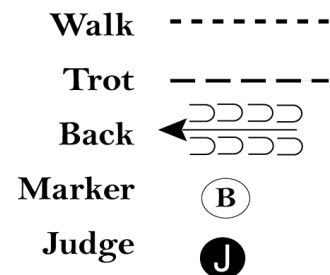
14 & 15 (Western SMS)

Show Date: 06-13-2020



Be ready at A.

1. Trot to B.
2. Walk from B and around C as shown.
3. Halfway between C and the judge, stop and do a 360 degree turn.
4. Walk to judge and set up for inspection.
5. When dismissed, do a 90 degree turn and trot away.



[S/1-21]

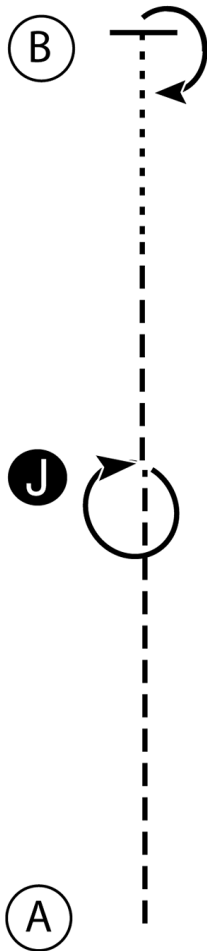
Pattern Provided by:

Jamie Binegar

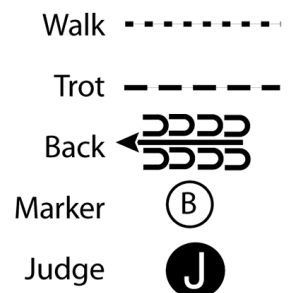
Summit County Jr Fairboard

Class 16 & 17 (English SMS)

Show Date: 06-13-2020



1. Trot from A to Judge.
2. Stop, perform a 360 degree turn and set up for inspection.
3. When dismissed trot half way to B, break to the walk and walk to B.
4. Stop at B, perform a 180 degree turn, and wait for instructions from the ring steward.



[S/1-9]

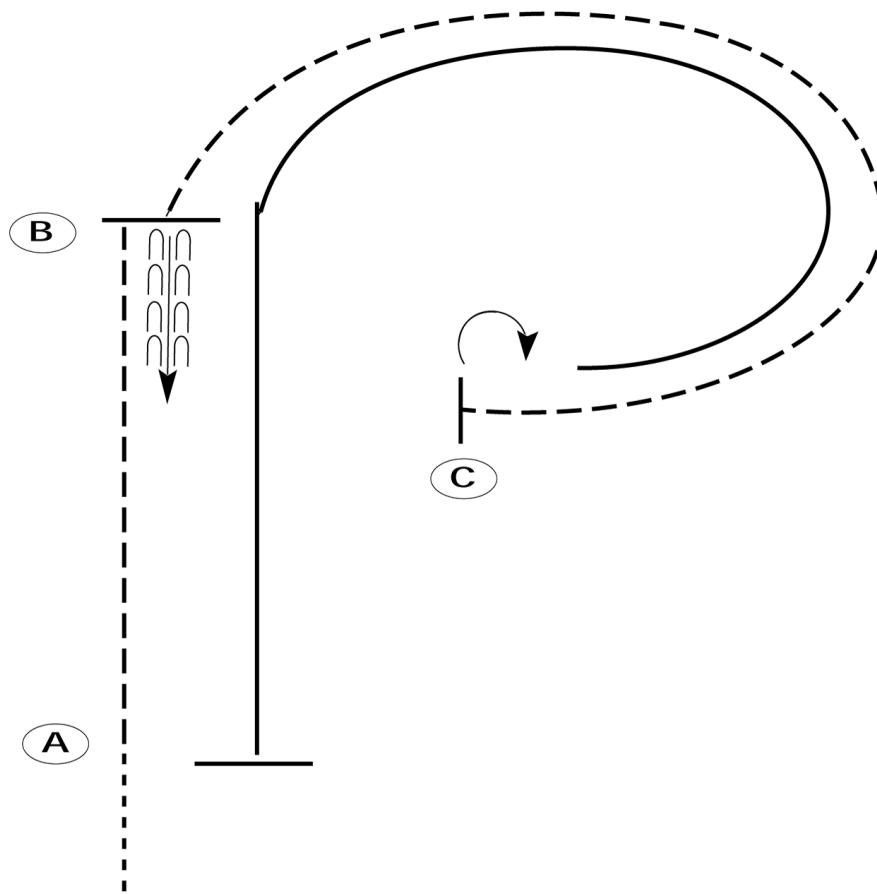
Pattern Provided by:

Jamie Binegar

Summit County Jr Fairboard

Class 27 & 28 (HMS)

Show Date: 06-13-2020



Be ready before A.

1. Walk to A.
2. Jog to B.
3. Stop at B and back approximately one horse length.
4. Jog to C.
5. Stop at C and turn 180 degrees to the right.
6. Lope on the left lead past B and to A.
7. Stop at A.

Follow the instructions of your ring steward.

Walk	-----
Jog	- - - - -
Extended Jog	- - - - -
Lope	—————
Leg Yield	
Lead Change	— / —
Back	← — — — — — — — — —
Marker	Ⓚ
Sidepass	← — — — — →

[WH/1-49]

Pattern Provided by:

Jamie Binegar

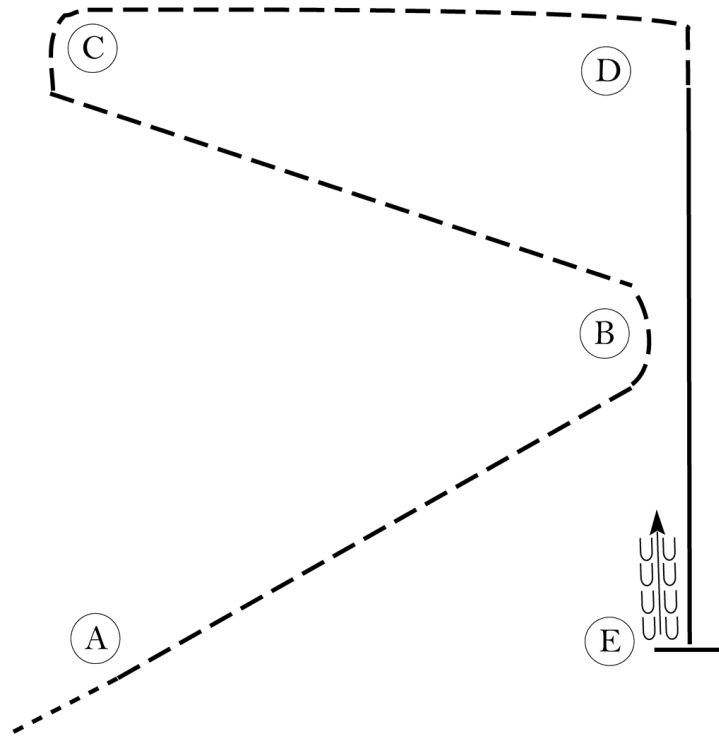
www.HorseShowPatterns.com

www.HorseShowPatterns.com

Summit County Jr Fairboard

Class 20 & 21 (Eq)

Show Date: 06-13-2020



Be ready before A.

1. Walk to A.
2. Trot on the left diagonal from A to B, then change diagonals.
3. Trot on the right diagonal from B to C.
4. Sitting trot from C to D.
5. Canter on the right lead from D to E.
6. Stop at E and back approximately one horse length.

Walk to exit or follow instructions of your ring steward.

Walk	-----
Trot	- - - - -
Extended Trot	— — — — —
Canter	—————
Leg Yield	
Lead Change	— / —
Back	←←←←←
Marker	⊙ B
Sidepass	← — — — — →
Hand Gallop	— — — — —

[HSE/1-33]

Pattern Provided by:

Jamie Binegar

w w w . H o r s e S h o w P a t t e r n s . c o m

w w w . H o r s e S h o w P a t t e r n s . c o m